

Statistical Yearbook 2017

Statistical Yearbook 2017

Published by Statistics Denmark
June 2017
121th edition

ISBN 978-87-501-2274-6 (internet version)
ISSN 1601-1058 (internet version)

Statistical Yearbook Internet address: www.dst.dk/yearbook

Editors Senior Head Clerk Margrethe Pihl Bisgaard
Tel.: +45 39 17 31 62 - E-mail: mpb@dst.dk

Senior Head Clerk Pia Dyrby Poulin
Tel.: +45 39 17 35 54 - E-mail: pdf@dst.dk

Maps to which Danish Geodata Agency own the copyright have been used with the consent of the agency.

Type: Statistics Denmark, Copenhagen
Only published on the Internet
Photo on cover: Polfoto – Møns klint
Other photos: Scanpix, Polfoto, Imageselect and Norden.org

© Statistics Denmark 2017 No part of this book may be duplicated or circulated without prior written consent from Statistics Denmark in accordance with the current Copyright Act.

Exceptions are quotations; The Statistical Yearbook may be quoted when this edition is indicated as the source in accordance with good practice and to the extent that the purpose requires.

Enquiries Statistics Denmark
Sejrøgade 11
DK-2100 Copenhagen Ø
Denmark

Tel.: +45 39 17 39 17
E-mail: dst@dst.dk
Internet: www.dst.dk

Preface

The *Statistical Yearbook 2017* is a description of the Danes' lives and living conditions. The figures show the developments in Danish society year by year. It has been this way every year since 1896 when *Statistical Yearbook* was first published.

The *Statistical Yearbook* is the most comprehensive publication published by Statistics Denmark, and it reflects the majority of the statistics compiled by the institution.

It is therefore with a heavy heart that we put an end to it. Nevertheless, *Statistical Yearbook 2017* will be the last edition of the yearbook. The circulation for the physical publication has been declining for many years, and last year, we sold 918 of the 2,000 printed copies. Instead, Statistics Denmark wants to make the most of digital formats in our future communication. Digital formats provide the users with enhanced in depth search options across our collected data.

The books are available in pdf-format at www.dst.dk/aarbog from the first edition in 1896 and up to the present day. It is also possible to retrieve tables by searching electronically via headwords. On this page, you will also find any revised versions of tables.

Under tables and figures in the yearbook, you will find references and links to further figures in the StatBank or with external sources.

The English translation of the yearbook is called *Statistical Yearbook* and is available in pdf-format at www.dst.dk/yearbook.

Approximately 160 of the specialists working at Statistics Denmark have contributed to the yearbook. Furthermore, the yearbook also presents data compiled by other authorities and institutions.

The present yearbook was edited by Margrethe Pihl Bisgaard, Senior Head Clerk, and Pia Dyrby Poulin, Senior Head Clerk. We always welcome comments from our users. Please e-mail your comments to mpb@dst.dk.

Statistics Denmark, May 2017

Jørgen Elmeskov, Director General

Steen Dahl Pedersen, Head of Communication

Contents

Tables



Denmark

Population and elections

Population, immigrants and their descendants, citizenship, population forecasts, residence permits, mean age, fertility, mortality, names, family types, elections to the Folketing, elections to regional and municipal councils, European Parliament, referendums, elections to local church councils

1-54

Living conditions

Dwellings, house calls by doctors, hospital activity, sickness, occupational accidents, social assistance, housing benefits, pension payments, social security benefits, child care, maternity leave, elderly care, social institutions, home help, traffic accidents, offences reported, convictions, imprisonment, recidivism

55-135

Education and knowledge

Students, level of education, education and employment, R&D costs, ICT sectors in Denmark, usage of ICT, purchases on the internet, access to pc, ICT and telephony

136-153

Culture and National Church

Danish State Archives, zoological gardens, museums, libraries, newspapers, movies, cinemas, books, radio, TV, sports, theatres, Evangelical Lutheran Church in Denmark

154-179

Labour, earnings and income

Employment, commuting, absence, earnings, trade unions, daily cash benefits, unemployment, hours of work, labour market policy measures, vacancies, income

180-217

Prices and consumption

Consumer price index, detailed consumption expenditure, home appliances, beverages and tobacco, price trends, sales of real property, forced sales, motor vehicles

218-242

National accounts and government finances

National Accounts for Denmark, goods and services, production, generation of income, net value added, consumption, gross fixed capital formation, financial sector, financial accounts, gross value, gross operating surplus, hours worked for employees, gross domestic product, regions account, municipalities account, taxes and duties, expenditure and revenue of general government, subsidies, Danish official assistance to developing countries






243-303


Money and credit markets

Shares, interest rates, banks and mortgage credit institutions, finance companies, bonds, pension funds, foreign exchange reserve, money stock, consumer credit, national credit card, exchange rates

304-324

Tables

	External economy	325-337
	Trade with other countries, major imported and exported commodities, trade in services, balance of payments	
	Business sector in general	338-347
	Business enterprises, workplaces, jobs, bankruptcies, accounts statistics	
	Business sectors	348-398
	Farms, livestock, crop production, cereals, furred animals, accounts statistics, intermediate consumption, forests, fisheries, manufacturing industry, construction, transport, tourism	
	Geography, environment and energy	399-424
	Area, coastline, land cover, lakes, meteorological conditions, infrastructure, pollution, extraction of raw materials, consumption of drinking water, pesticides, energy balance sheet, green economy	
 Faroe Islands	Faroe Islands and Greenland	425
 Greenland		
	Summary tables of statistics showing the same subjects as those of Danish tables (e.g. area, population, incomes, fishery, construction, housing conditions, national accounts, etc.)	
 International	International statistics	426-443
 statistics		
	Area, population, fertility, mortality, education, unemployment, cultural conditions, employment, output, pollution, prices, infrastructure, gross domestic product, balance of payments	
 Annexes	Dansk Industrial Classification and standard groupings	
	Definitions and glossary	
	Subject index	

Symbols		
	-	Nil.
	●	Not applicable.
	0	Less than 0.5 the final digit shown.
	0.0	Less than 0.05 the final digit shown.
	..	Available information not conclusive or withheld owing to nondisclosure practice.
	...	Data not available.
	*	Provisional or estimated figures.
	—	Break in a series, which means that data above the line are not fully comparable with data below the line.
		Refers from diagram in text section to table.
	Red writing	Red writing refers to corrections made since the first published version of the Statistical Yearbook.

Due to rounding, the figures given for individual items do not necessarily add up the corresponding totals show.

Denmark



© Danish Geodata Agency