

Third Party Declarations in IDEP

International trade in Services

January 2026

If a company (PSI) wants another company (Provider) to report on their behalf, they will need to grant access to this Provider in IDEP. This can be done in two ways, which are described below.

In the last section of this guide, there are instructions for the Provider on how to report in IDEP on behalf of the PSI.

1. Company (PSI) grants access to Provider

Part 1 describes how you, as a company, grants access to a third party provider to report on your behalf.

Go to www.dst.dk/uh-tidep-en

Click on **START IDEP**

Log into IDEP with MitID Erhverv.

Reporting to International Trade in Services

You can use IDEP to make online declarations to International Trade in Services.

You can choose to enter data in the online form or import data from an Excel file.

If you already have MitID Erhverv, you can start reporting today:

START IDEP

[Read more about MitID Erhverv.](#)

Modify provider details

If it is the first time you log in to IDEP, you will have to enter your contact information in the Provider Details page.

Note: Change language by clicking on the flag in the upper right corner of the screen.

Fill in contact information at the enabled surveys.

Note: Contact information may already be filled in, but it is possible to correct/delete the information.

Click on **Save** to go to the start page.

Modify Provider Details 17150413

PSI Name*
TEST

Contact Person*
Test 123

Telephone Nr.*
12345678

Contact E-mail Address*
idep@dst.dk

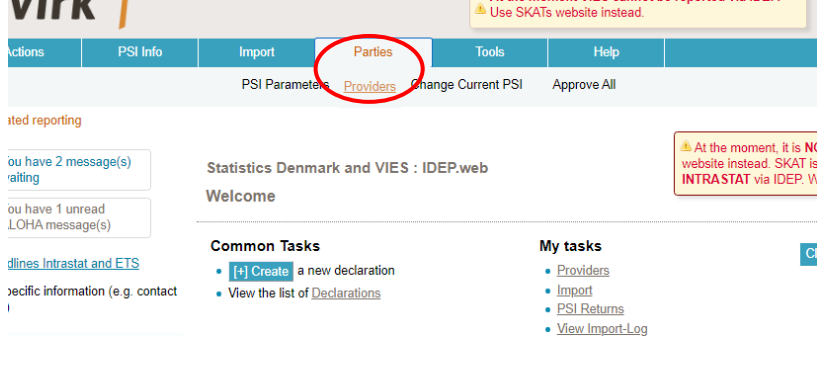
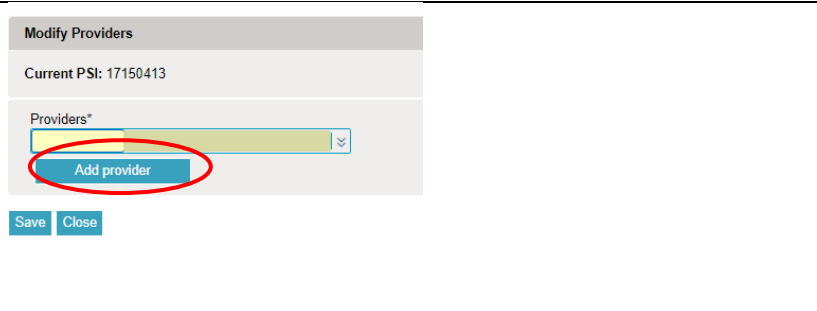
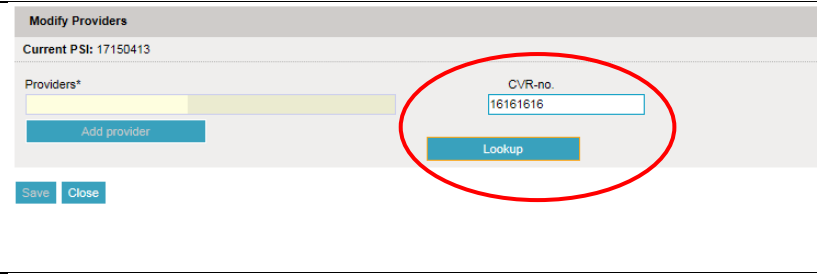
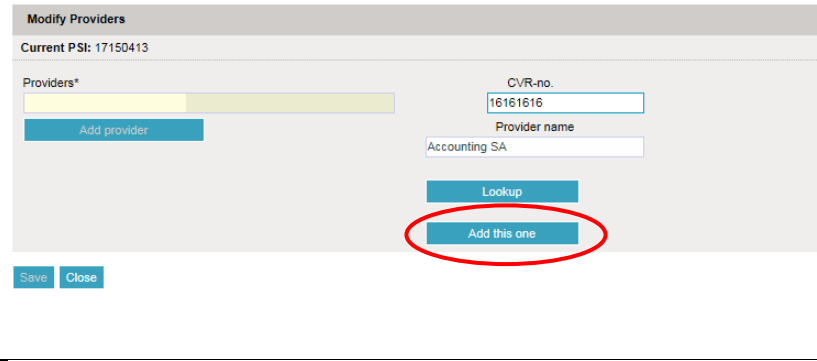
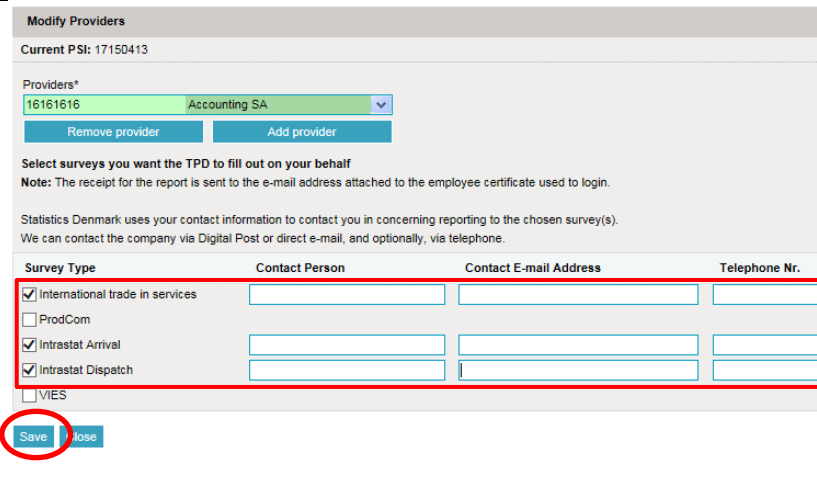
[Copy contact details](#)
Copy filled in contact details to empty contact details below

Please fill in the contact details of the person filling in the surveys below.

Enabled surveys	Contact Person	Telephone Nr.	Mobile phone	Disallow SMS	Digital post	Contact E-mail Address
International trade in services	TestMG	12345678	97854321	<input checked="" type="checkbox"/>	<input checked="" type="checkbox"/>	idep@dst.dk
ProdCom				<input checked="" type="checkbox"/>	<input type="checkbox"/>	
Intrastat Arrival				<input type="checkbox"/>	<input type="checkbox"/>	
Intrastat Dispatch				<input type="checkbox"/>	<input type="checkbox"/>	

[Save](#) [Close](#)

NOTE: Fill in contact information and click on **Save**
Click on **Close** to leave this screen unchanged or partially filled out. If information is missing, the next user to start IDEP will be shown this screen again.

<p>Click on Parties/Providers in the top menu bar.</p>	
<p>Click on Add provider.</p>	
<p>Type in the CVR number of the company you want to grant access to, and click on Lookup.</p>	
<p>Click on Add this one.</p>	
<p>Check the box to the left of the Survey Type you want the Provider to report on your behalf.</p> <p>Fill in the Provider's contact information and click on Save.</p> <p>Now the Provider will have access to report on your behalf.</p>	

--	--

2. Statistics Denmark provides access for the Third Party Provider

If the company (PSI) does not have access to IDEP, it is possible for Statistics Denmark, to grant access to the Third Party Provider on their behalf. In order to do so, the PSI must send a Power of Attorney to idep@dst.dk

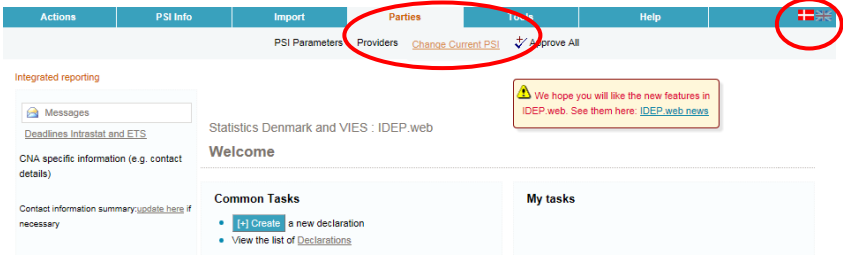
The e-mail/Power of Attorney must contain information about:

- Which surveys the Third Party is authorized to make on behalf of the company
- Contact person's name, e-mail address and telephone number for both PSI and Third Party
- CVR/VAT number for both PSI and Third Party

Statistics Denmark will then create access to the Third Party in IDEP.

3. For the Provider

Below is a description of how to report via IDEP on behalf of one or several companies.

<p>Go to www.dst.dk/idep-web-en</p> <p>Click on START IDEP</p> <p>Log into IDEP with MitID Erhverv.</p>	<h1>IDEP</h1> <h2>Easy reporting to Intrastat, International Trade in Services, ProdCom and Earnings</h2> <p>IDEP is an online program which can be used to submit declarations to Intrastat, International Trade in Services, Prodcom, and Earnings.</p> <p>IDEP is partly financed by development funds from Eurostat.</p> <p>IDEP features:</p> <ul style="list-style-type: none"> • Nothing to install - the newest version is always available • Import data files from your economy system • Can be accessed by several users • Secure access via MitID Erhverv • No risk of data loss - your data is stored online. <p>If you already have MitID Erhverv, you can start reporting today:</p> <p>START IDEP</p> <p>Read more about MitID Erhverv</p>
<p>Change language by clicking on the flag in the upper right corner.</p> <p>Select Parties/Change Current PSI in the top menu bar.</p>	

Now you can choose between the CVR/VAT numbers you have access to.

Click on the CVR/VAT number of the company you want to report for. You will then go to the start page, and can begin reporting.

Change Current PSI


Current PSI: 16161616

2 Items



TPD or PSI ID	Edit company details	PSI Name	International trade in services	VIES	Intrastat import	Intrastat export	ProdCom	Third Party Decl.
16161616	Edit	Accounting SA						
17150413	Edit	Danmarks Statistik	✓		✓	✓	✓	✓

Close

You can always see which CVR number is active, in the upper right corner of the screen, next to the **Log off** button.

Log off 

Accounting SA for 17 15 04 13 TEST code 999

Function key overview
Shift F1